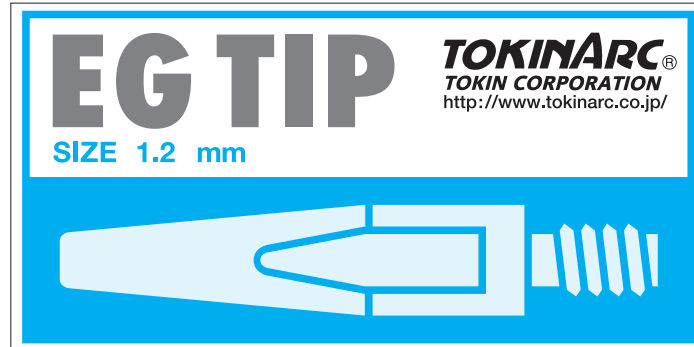


For Use in Wire Feeding Control Methods

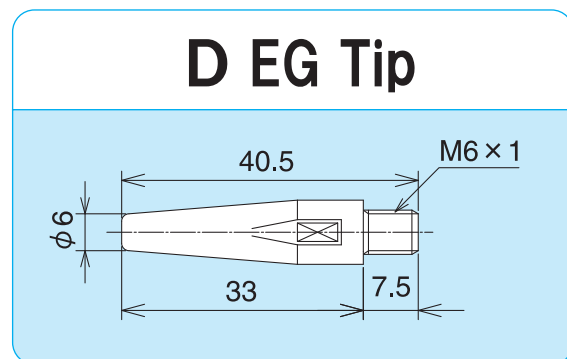
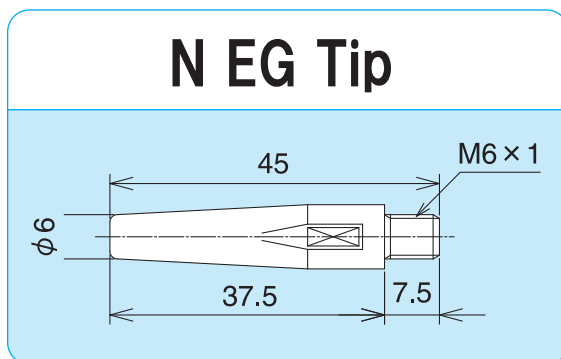
*10 Times the Performance Durability of Conventional Tips*

# EG Tip




In spatter limiting methods such as Yaskawa EAGL the wire is fed forward and backward in sync with the welding waveform. This places a larger burden on the contact tip which causes faster than usual wear and increased frequency of tip replacement.

The EG tip uses a special coating in the bore hole which vastly improves the durability of the contact tip.



Type	Size (mm)	Part Number
N EG Tip	1.0	01916A-10
	1.2	01916A-12
D EG Tip	1.0	01917A-10
	1.2	01917A-12

\*For sizes other than above please contact your local sales representative.



*Special Manufactured Coating*

A new coating solution with excellent wear resistance was developed and uniformly coated in the bore hole through a special manufacturing method.

In pursuit of long operating life the EG tip coating thickness and bore hole size were strictly selected. This furthers cost reduction for our end users.

### Tip Wear Amount Comparison

Wear Amount Comparison Test Conditions


EAGL Method: 230[A] 70[cm/min] Welding Length: 40 [mm] per

— Before Welding  
— After Welding


**N Tip 240x**

**EG Tip 1440x**


**EG Tip 4000x**



Amount of Wear : 0.135 mm  
Maximum Radius After Wear : 0.787 mm



Amount of Wear : 0.069 mm  
Maximum Radius After Wear : 0.736 mm



Amount of Wear : 0.144 mm  
Maximum Radius After Wear : 0.809 mm



**TOKIN CORPORATION**  
[www.tokinarc.co.jp](http://www.tokinarc.co.jp)

1509 Okubo-cho, Nishi-ku, Hamamatsu-shi,  
Shizuoka Japan 432-8006

TEL : +81-53-485-5252 FAX : +81-53-485-5680  
E-mail : trading@tokinarc.co.jp